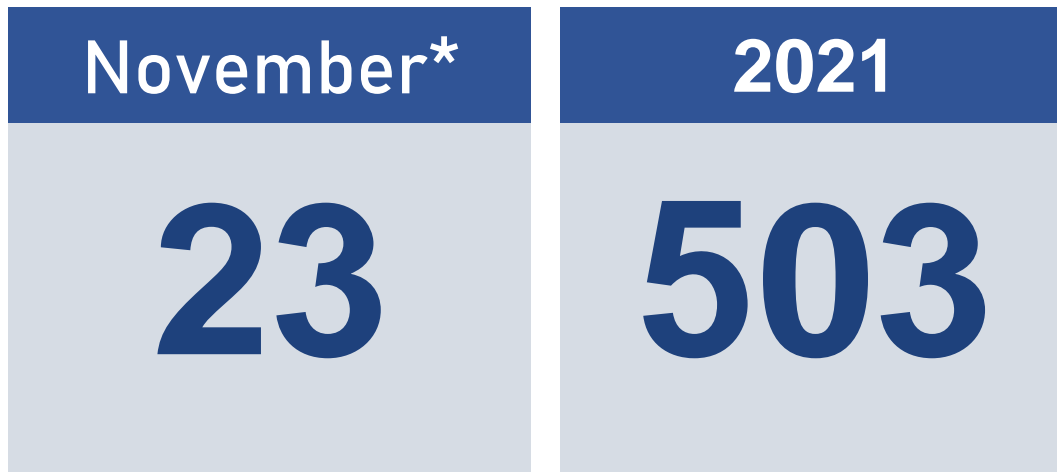


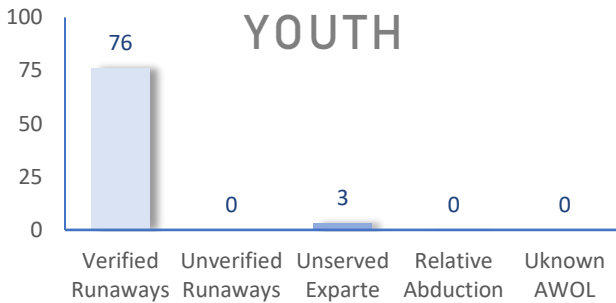
The following statistics show the status and demographics of absent Kansas foster youth and track DCF's successful recovery efforts.

RECOVERED YOUTH

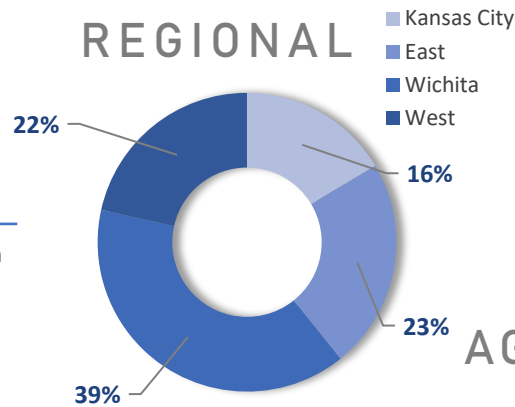


*A youth may be recovered more than once per month.

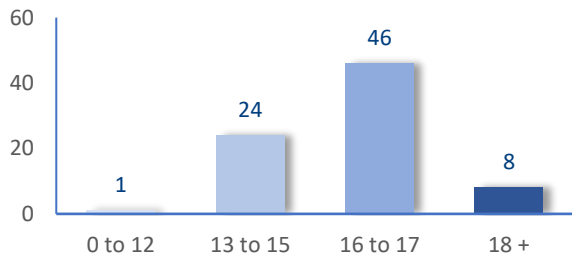
CURRENT AWOL YOUTH



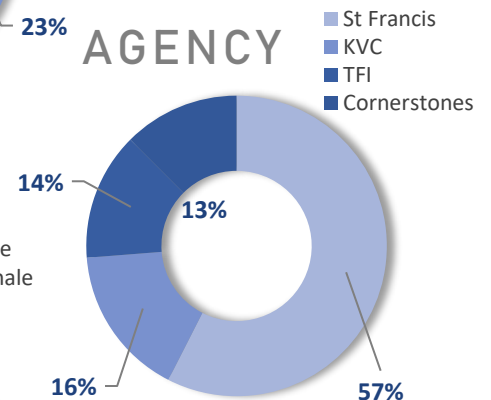
REGIONAL



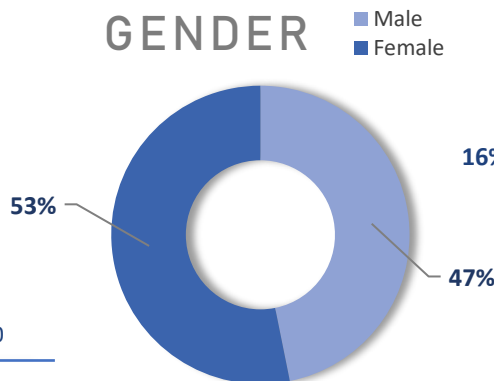
AGE



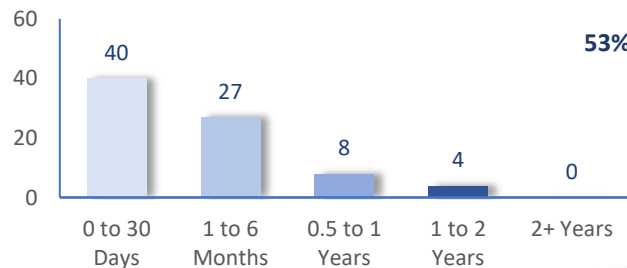
AGENCY



GENDER



TIME



DAILY AWOL YOUTH

2021

| August | | September | | October | | November | |
|--------|--------|-----------|--------|---------|--------|----------|--------|
| DATE | # AWOL | DATE | # AWOL | DATE | # AWOL | DATE | # AWOL |
| 2 | 79 | 1 | 67 | 1 | 60 | 1 | 71 |
| 3 | 79 | 2 | 66 | 4 | 60 | 2 | 71 |
| 4 | 80 | 3 | 64 | 5 | 60 | 3 | 73 |
| 5 | 82 | 7 | 62 | 6 | 60 | 4 | 72 |
| 6 | 76 | 8 | 62 | 7 | 60 | 5 | 71 |
| 9 | 74 | 9 | 65 | 8 | 58 | 8 | 76 |
| 10 | 73 | 10 | 62 | 11 | 61 | 9 | 78 |
| 11 | 72 | 13 | 63 | 12 | 63 | 10 | 79 |
| 12 | 70 | 14 | 64 | 13 | 61 | 11 | |
| 13 | 69 | 15 | 66 | 14 | 61 | 12 | |
| 16 | 69 | 16 | 65 | 15 | 59 | 15 | |
| 17 | 73 | 17 | 67 | 18 | 63 | 16 | |
| 18 | 68 | 20 | 66 | 19 | 63 | 17 | |
| 19 | 69 | 21 | 70 | 20 | 66 | 18 | |
| 20 | 66 | 22 | 72 | 21 | 67 | 19 | |
| 23 | 68 | 23 | 70 | 22 | 65 | 22 | |
| 24 | 69 | 24 | 62 | 25 | 66 | 23 | |
| 25 | 66 | 27 | 60 | 26 | 69 | 24 | |
| 26 | 66 | 28 | 67 | 27 | 69 | 25 | |
| 27 | 64 | 29 | 67 | 28 | 74 | 26 | |
| 30 | 65 | 30 | 64 | 29 | 70 | 29 | |
| 31 | 66 | | | | | 30 | |